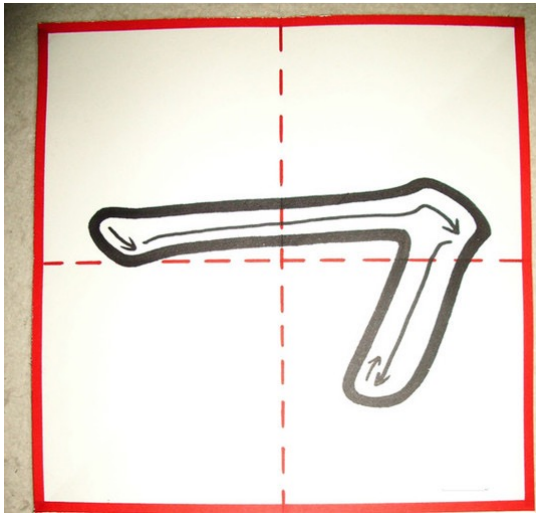


# Trazos básicos de los caracteres chinos (二)

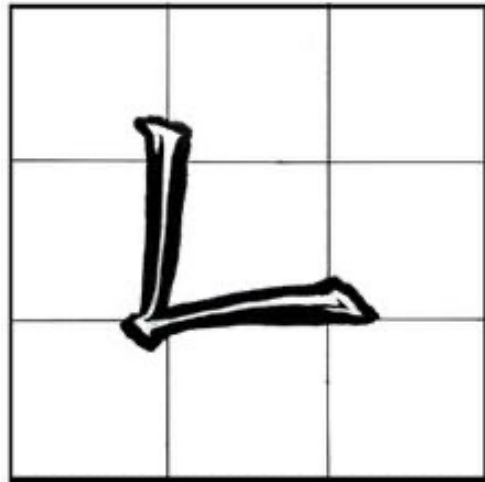
héngzhé

横折



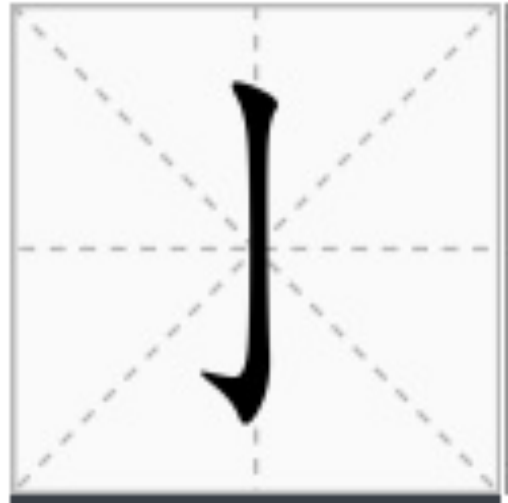
shùzhé

竖折



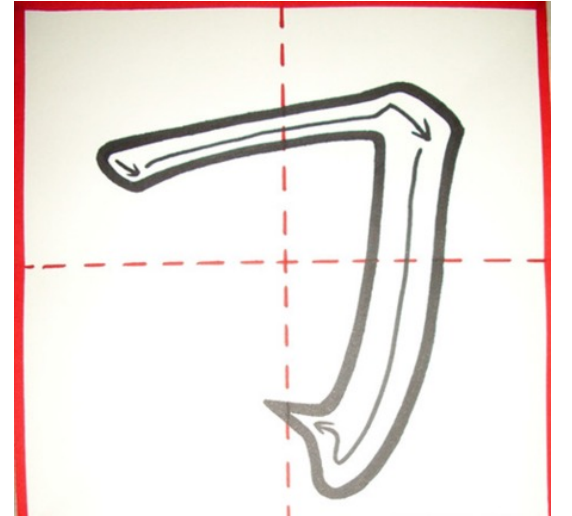
shùgōu

竖钩



héngzhé gōu

横折钩




Xiān wài hòu nèi

# 5、先外后内

De fuera hacia dentro




jiàn 




[笔顺](#) [笔画](#) [偏旁部首](#) [组词](#)

EXIT



yuè 



[笔顺](#) [笔画](#) [偏旁部首](#) [组词](#)

EXIT




Xiān nèi hòu wài

# 6、先内后外

De dentro hacia afuera



dá



笔顺

笔画

偏旁部首

组词

EXIT



yuǎn



笔顺

笔画

偏旁部首

组词

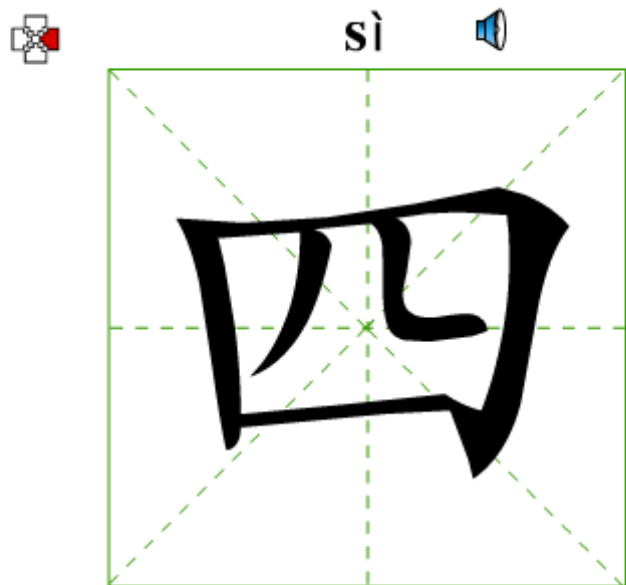
EXIT



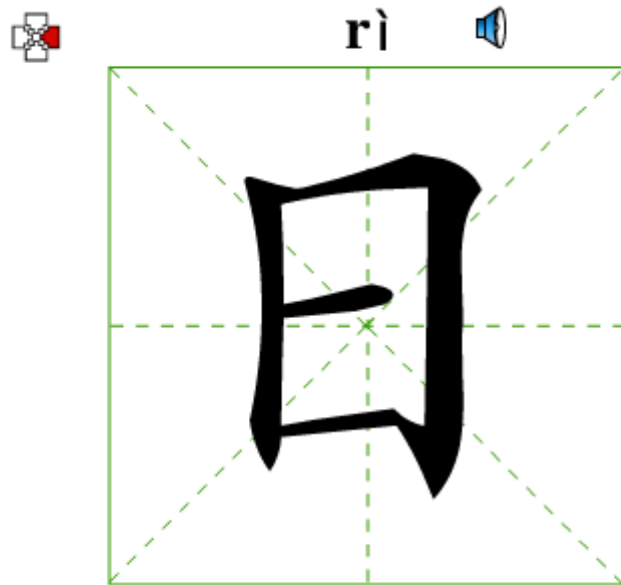
Xiān wài hòu nèi zài guān mén

# 7、先外后内再关门

De fuera a dentro y después cerrar



笔顺 笔画 偏旁部首 组词



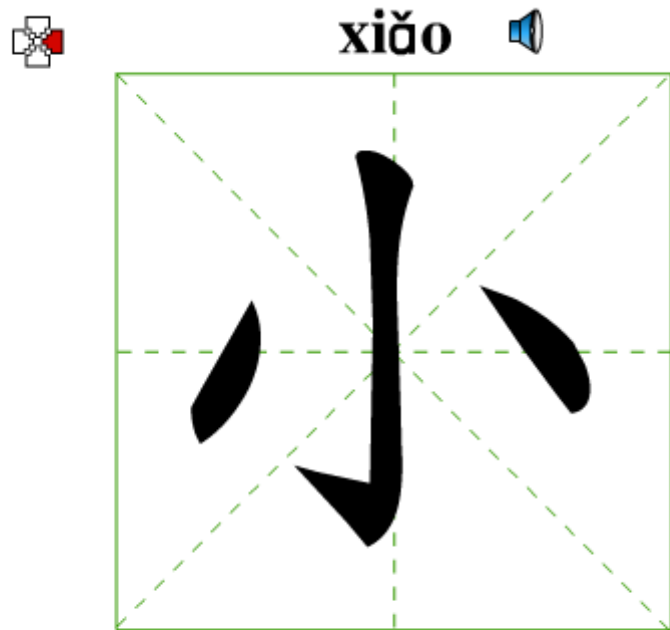
笔顺 笔画 偏旁部首 组词



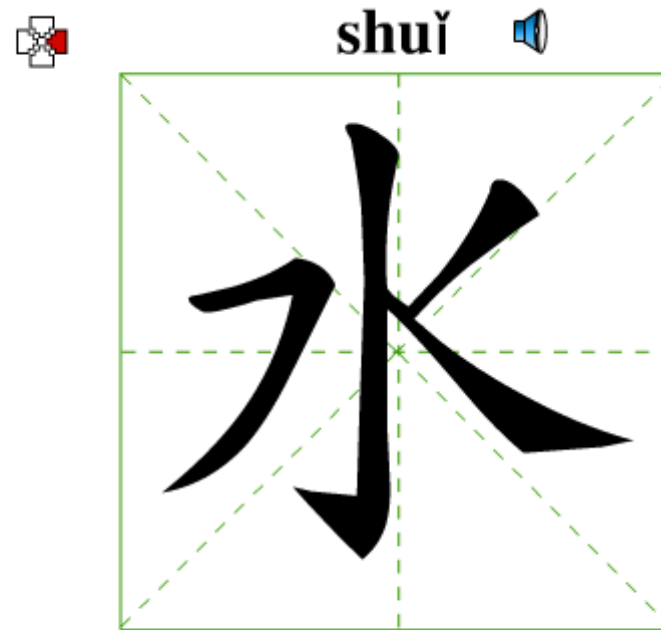
# Xiān zhōng jiān hòu liǎng biān

## 8、先中间后两边

Primero el medio y luego los lados (de izquierda a la derecha)



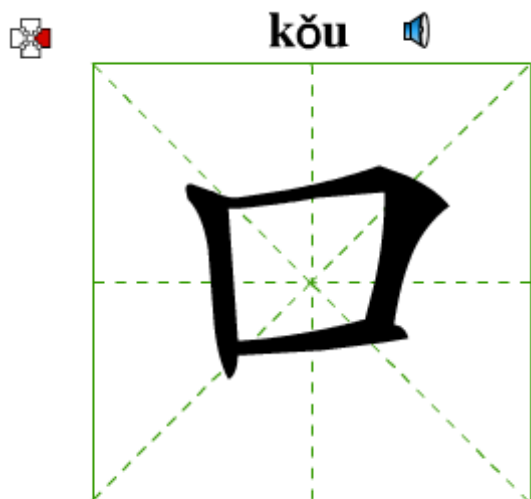
笔顺 笔画 偏旁部首 组词




笔顺 笔画 偏旁部首 组词



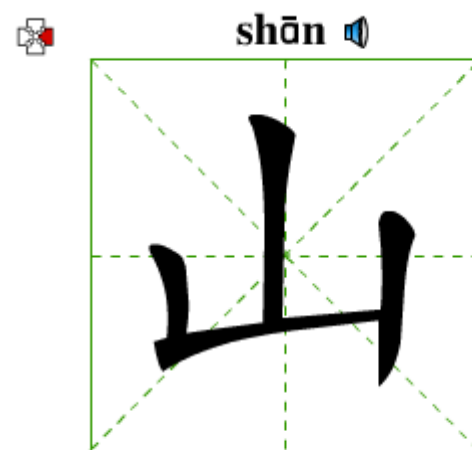
# Aprender y escribir caracteres chinos básicos.



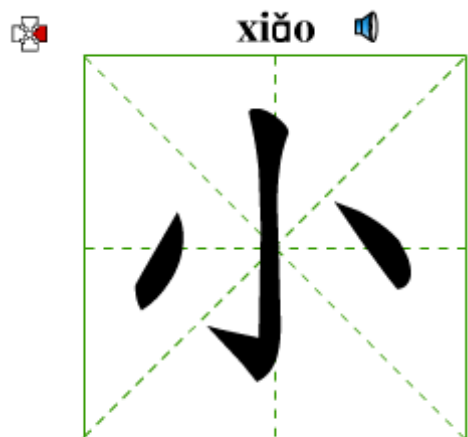
笔顺 笔画 偏旁部首 组词



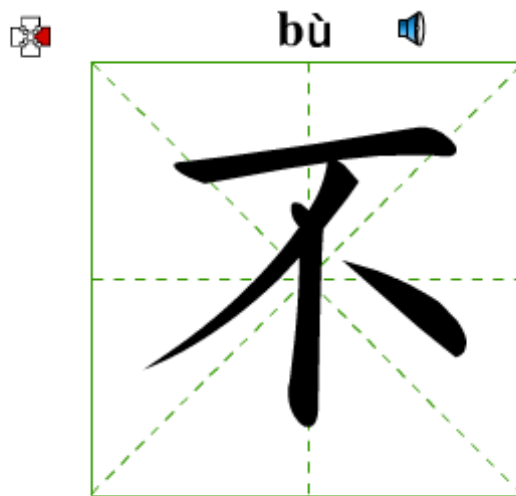
笔顺 笔画 偏旁部首 组词




笔顺 笔画 偏旁部首 组词



笔顺 笔画 偏旁部首 组词



笔顺 笔画 偏旁部首 组词



笔顺 笔画 偏旁部首 组词



wògōu



心

xīn corazón

您

nín usted